

# SIGNATURE SERIES

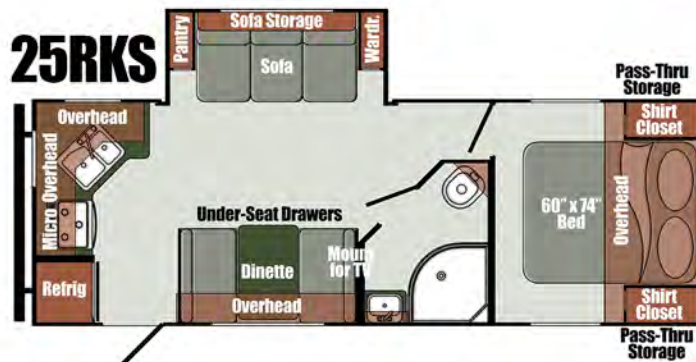
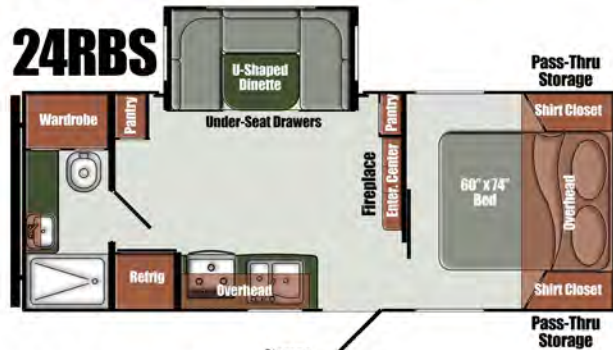
# LAMINATED TRAVEL TRAILERS



THE  
SIGNATURE  
SERIES  
3-YEAR  
WARRANTY

Our exclusive 3-year Limited Warranty gives you peace of mind by covering key structural components (floor, roof, side, front, and rear walls) of your new SIGNATURE SERIES travel trailer. In addition, suppliers of other key components provide enhanced coverage to

Gulf Stream Coach customers. Check the full written warranty for complete information.



## Specifications

	Length	Width	Ext. Hgt	Int. Hgt	Dry Wgt.	Hitch Wgt.	Carry Cap.	Fresh Water	Grey Tank	Black Tank	Furnace	Water Htr.	LP Tank
Weights include typical options, and are approximate. Check the sticker in each unit for actual weights.	<b>24RBS</b>	24'8"	96"	11'3"	80"	4,700	530	2,340	29	29	29	25,000	Tankless 2 x 20
	<b>25BHS</b>	27'2"	96"	11'0"	80"	5,040	540	2,000	29	29	29	25,000	Tankless 2 x 20
	<b>25RKS</b>	27'4"	96"	11'1"	80"	TBD	TBD	TBD	29	58	29	25,000	Tankless 2 x 20
	<b>25RLD</b>	28'0"	96"	11'0"	80"	4,911	590	2,639	29	29	29	25,000	Tankless 2 x 20
	<b>28CRB</b>	30'3"	96"	10'11"	80"	6,120	520	1,400	29	29	29	35,000	Tankless 2 x 20
	<b>28BBS</b>	31'2"	96"	11'0"	80"	5,820	640	1,220	29	29	29	35,000	Tankless 2 x 20





# SIGNATURE SERIES

## STANDARD FEATURES

### Interior Decor

- "Muslin Oka" Ceiling Panels
- "Allium Silk" Easy-Care Wall Vinyl
- Solid Wood Cabinet Stiles
- Wood Cabinet Doors
- Countertops with continuous-edge Moulding
- "Summit Meadow Beige" Vinyl Flooring
- Designer Window Treatment
- Soft-Pleated Night Shades
- Decorative Dinette Light

### Heating & Cooling

- Pre-wired for Roof Air Conditioner
- Gas Furnace w/Wall Thermostat  
25,000 BTU in 24RBS, 25BHS, 25RLD  
35,000 BTU in 28BBS, 28CRB

### Safety

- Break-Away Switch & Safety Chains
- Wall-Mount Fire Extinguisher
- Combo LP & CO Detector
- Smoke Detector

### Electrical

- Tech-Ready Features:
  - Wi-Fi Ready
  - Cable & Satellite Connections
  - Solar Panel Ready
  - Back-up Camera Prep
- LED Light w/Switch in Pass-Through
- Convenience Switch Monitor Panel
- TV Antenna w/Power Booster
- 30 ft. Detachable 30 Amp Power Cord w/Storage
- 35 Amp Converter w/Charger & LED Indicators

### Furnishings

- Booth Dinette (25RKS, 28BBS, 28CRB)
- U-Dinette (24RBS, 25BHS, 25RLD)
- Comfort Series Jack Knife Sofa (25RKS, 25RLD, 28BBS, 28CRB)
- 60" x 74" Queen Bed w/Poly Mattress
- Upper & Lower Bunk Beds (42" x 74" in 25BHS, 54" x 73" in 28BBS)

### Bath

- Foot Flush Toilet
- Power Bath Vent
- Medicine Cabinet w/Mirror
- Shower Curtain
- 24" x 36" Tub/Shower w/Surround (24RBS)
- 24" x 36" Tub w/Surround (25BHS, 28BBS)
- 32" Radius Shower (25RKS, 25RLD, 28CRB)
- Skylight in Bath

### Kitchen Appliances

- Power Range Hood w/Light
- 10.7 cu. ft. 12V Refrigerator/Freezer
- Outside Kitchen (28CRB)

### Windows & Doors

- Friction Hinge Entry Door
- Black Radius Tinted Safety Windows
- Radius Slam-Latch Compartment Doors w/Magnetic Catches

### Exterior

- One-Piece Rubber Roof
- Fiberglass Exterior Sidewalls w/Azdel Substrate
- Easy Lube Axles
- (2) 20 lb. LP Bottles w/Cover
- Radius Metal & Fender Skirts
- 14" Radial Tires, Modular Rims
- (4) Manual Stabilizer Jacks

## SIGNATURE PACKAGE

### (Included, Required)

- Electric Awning w/LED Light Strip
- Power Tongue Jack
- 14" Spare Tire w/Carrier
- Solid Safety Step at Entry Door
- Fold Away Grab Handle
- Outside Spray Port
- Black Tank Flush
- 15,000 BTU Ducted Roof Air Conditioning
- 3 Burner Range w/Oven w/Glass Cover
- Microwave Oven
- Electric Fireplace/Heater (N/A 25RKS)
- Home Theater Stereo w/Bluetooth & Speakers
- Tankless Water Heater
- Premium Foam Mattress
- 100 Watt Solar Panel w/30 Amp Controller
- Interior & Exterior TV Mounting Brackets
- Shower Surround
- 60/40 Sink Cover


## POPULAR OPTIONS

- Rear Bumper Mount Gas Grill
- Electric Stabilizer Jacks
- 40" HDMI LED TV
- Glass Shower Door (25RKS, 25RLD, 28CRB)
- 7 cu. ft. Gas/Electric Refrigerator in place of 12V Refer
- Enclosed Underbelly
- (4) 14" Aluminum Wheels w/Radial Tires in place of Modular Wheels
- Theater Seating in place of Sofa (28CRB Only)

## SIGNATURE SERIES Build Tech

Using processes perfected through years of innovation, our laminated sidewalls combine a light yet resilient welded square-tube aluminum frame and exterior fiberglass with structural, insulating, and decorative layers using advanced heat-resistant adhesives in a vacuum chamber where the layers are bonded into a remarkably light, incredibly strong unit.

- 1 Gleaming exterior fiberglass
- 2 AZDEL synthetic composite
- 3 Rigid closed-cell foam insulation
- 4 Welded square-tube aluminum frame
- 5 Structural plywood inner wall
- 6 Decorative easy-care vinyl wallcovering



## THE AZDEL ADVANTAGE

Key to SIGNATURE SERIES vacuum-bonded sidewalls is a structural layer of AZDEL synthetic composite. AZDEL can't absorb moisture, so it won't rot or mildew, and can't delaminate. It insulates against extremes of temperature and noise, contains no formaldehyde, and weighs half as much as the wood it replaces.

Specifications, standards, features, and options are subject to change without further notice. For more information, visit your local Gulf Stream Coach Dealer or [www.gulfstreamcoach.com](http://www.gulfstreamcoach.com).

© 2023 Gulf Stream Coach, Inc. Nappanee, IN USA #SIG122023

Your Gulf Stream Coach Dealer



SCAN THE QR CODE  
FOR SPECS, FLOOR  
PLANS, PICTURES,  
& VIDEO



QUALITY • VALUE • INNOVATION  
505 S Oakland Avenue • Nappanee, IN • 46550  
[www.gulfstreamcoach.com](http://www.gulfstreamcoach.com)